



Classic Car Storage



Welcome to Hanson Steel Buildings

We are proud to introduce you to the most innovative and extensive range of steel buildings in the UK.

Throughout our long established history, Hanson Steel Buildings have built up a reputation synonymous with quality and customer satisfaction.

Our buildings are designed using the latest 3D computer modelling to withstand the forces of wind and snow to European construction standards, and are built using high strength structural steels.

Each of our buildings are delivered and installed by our highly qualified installers, therefore ensuring we can maintain our reputation of offering an excellent product as well as providing a complete service to the customer.





Single Garages

4-5



Double Garages

6-7



Multi Bay Garages

8-9



Insulation

10



Colours and Extras

11



What Next

12

Why Choose Hanson Steel Buildings



CE Marked Product

Our product is CE Marked for the manufacture of steel fabricated sectional structures.



Different Levels of Insulation

Select from a range of insulation levels including the option to upgrade to 40mm, 80mm or 100mm insulation.



Bespoke Designs

All buildings are unique and can be built to your own size and design depending on your exact requirements.



Quick Installation

Our prefabricated panels enable a quick hassle free installation by our highly qualified team of installers.



Wide Range of Colours and Finishes

Your building can be built in any of our 7 standard colours or upgrade to a woodgrain finish.



Maintenance Free Buildings

All our units are maintenance free saving you time and money on the maintenance of your building.



Strong Galvanised Steel Framework

All frames are made of heavy duty, structural grade galvanised steel sections.



10 Year Guarantee

All buildings include a 10 year guarantee giving you peace of mind.



Single Garages

Our range of garages are perfect to ensure your vehicles and prized possessions are stored in a secure and dry environment.

We understand that every home is different and can provide our customers with a bespoke design service. We can provide a range of classic or contemporary designs to compliment your property.

All our buildings are made from a maintenance free 90mm heavy duty fully galvanised framework. Our pre-fabricated wall and roof panels allow for easy site access and ensure all installations are completed with minimal disruption.

Our buildings are available in 7 standard colours with an option to upgrade to a wood effect finish. We can also provide a wide range of further options including doors, windows and different panel profiles.

Typical Uses of Your Garage

- Car Storage
- Motorbike Storage
- Agricultural Vehicles
- Racing Car Storage
- Vehicle Maintenance
- Workshop

Colours



Finishes



Panel Profiles



Levels of Insulation

<p>25mm ROOF INSULATION</p>	<p>Bronze</p> <p>Roof Insulation: 25mm Wall Insulation: None</p>
<p>25mm ROOF & WALL INSULATION</p>	<p>Silver</p> <p>Roof Insulation: 25mm Wall Insulation: 25mm</p>
<p>40mm ROOF & WALL INSULATION</p>	<p>Gold</p> <p>Roof Insulation: 40mm, 80mm, 100mm* Wall Insulation: 40mm, 80mm, 100mm*</p>



“Our new steel store was installed yesterday with a very efficient, enthusiastic and friendly team. The installation all went smoothly and we're now looking forward to fitting out our smart new store.”

Mark Foster



Double Garages

Our larger garages are perfect if you need secure parking and additional storage space for your collection of classic cars.

We offer a wide range of options including partition walls, pent roofs, extra height for lifts and other machinery. Whatever your requirements we can provide a solution to meet your needs.

All our buildings are made from a maintenance free 90mm heavy duty fully galvanised framework. Our pre-fabricated wall and roof panels allow for easy site access and ensure all installations are completed with minimal disruption.

Our buildings are available in 7 standard colours with an option to upgrade to a wood effect finish. We can also provide a wide range of further options including doors, windows and different panel profiles.

Typical Uses of Your Garage

- Car Storage
- Motorbike Storage
- Agricultural Vehicles
- Racing Car Storage
- Vehicle Maintenance
- Workshop

Colours



Finishes



Panel Profiles



Levels of Insulation

<p>25mm ROOF INSULATION</p>	<p>Bronze</p> <p>Roof Insulation: 25mm</p> <p>Wall Insulation: None</p>
<p>25mm ROOF & WALL INSULATION</p>	<p>Silver</p> <p>Roof Insulation: 25mm</p> <p>Wall Insulation: 25mm</p>
<p>40mm* ROOF & WALL INSULATION</p>	<p>Gold</p> <p>Roof Insulation: 40mm, 80mm, 100mm*</p> <p>Wall Insulation: 40mm, 80mm, 100mm*</p>



“Excellent service by the team. The whole process from conception to completion of our building was straightforward and hassle free. I cannot recommend this company enough.”

Dave Shelley



Multi Bay Garages

We have a long and established history in designing multi bay garages for the classic car market.

With a wide range of designs including open bays, partition walls we can provide a solution to meet your requirements. All our multi bay garages can be used for both domestic premises and larger commercial operation.

All our buildings are made from a maintenance free 90mm heavy duty fully galvanised framework. Our pre-fabricated wall and roof panels allow for easy site access and ensure all installations are completed with minimal disruption.

Our buildings are available in 7 standard colours with an option to upgrade to a wood effect finish. We can also provide a wide range of further options including doors, windows and different panel profiles.

Typical Uses of Your Garage

- Car Storage for Multiple Vehicles
- Collectors Rooms
- Commercial Storage
- Racing Car Storage
- Vehicle Maintenance
- Large Workshop

Colours



Finishes



Panel Profiles



Levels of Insulation





“Their attention to their work and detail was very professional and they took the time out to explain to us all about the new garage. My mother's new garage looks fantastic and she is still smiling..”

Helen Walker

Levels Of Insulation

25mm
ROOF
INSULATION

Bronze Range

25mm
ROOF & WALL
INSULATION


Silver Range

40mm*
ROOF & WALL
INSULATION

Gold Range

Features of the Bronze Range:

- Special 25mm triple layer roof insulation system
- 90mm heavy duty fully galvanised framework
- Pre-fabricated wall & roof panels for easy site access
- All exterior fasteners are colour coded
- Heavy duty roof clearlights that won't discolour
- Walls are ventilated with louvered vents for air movement
- No condensation dripping
- Large choice of doors, windows, colours and finishes




Features of the Silver Range:

- Special 25mm triple layer roof and wall insulation system
- 90mm heavy duty fully galvanised framework
- Pre-fabricated wall & roof panels for easy site access
- All exterior fasteners are colour coded
- Polycarbonate clearlights with a multiple layer anti-condensation barrier
- For optimal dry storage of goods and vehicles
- Large choice of doors, windows, colours and finishes



Features of the Gold Range:

- 40mm, 80mm, 100mm roof & wall insulated composite panel
- 90mm heavy duty fully galvanised framework
- Pre-fabricated wall & roof panels for easy site access
- Durable white metal interior finish which is fully washable
- All exterior fasteners are colour coded
- Insulated double skinned polycarbonate clearlights
- Excellent heat retention for optimum dry storage of goods such as electrical
- Large choice of doors, windows, colours and finishes



Optional Extras

Standard Colours



Upgrade Finish



Panel Profiles



Maxi Rib
(Limited colours)



Plank Effect
(All colours and finishes)




Ship Lap
(All colours and finishes)

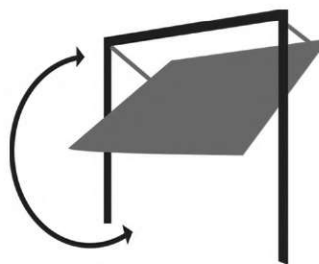


Vertical
(Standard colours only)

Garage Doors



Insulated Roller Door



Up and Over

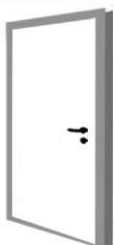


Sectional

Steel Personnel Doors



10 Point Locking



Insulated



Double Side Hung

PVC Doors



Standard Colours



Wood Effect

Half Glazed PVC



Standard Colours



Wood Effect

Fully Glazed PVC



Standard Colours



Wood Effect

PVC French Doors



Standard Colours



Wood Effect

PVC Fixed Windows (Fixed / Opening)



Standard Colours



Wood Effect



Standard Colours



Wood Effect

Roof Options



Standard Box Profile



Tile Effect PVC Coated

What Next?

Contact us to speak to one of our specialist advisors who will be able to advise you on the best choice of product to suit your budget.

Contact Us:

Tel: 01977 232850

Web: www.hansonsteelbuildings.co.uk

Email: sales@hansonbuildings.co.uk



Planning Permission

For advice on planning and building regulations please visit:

www.planningportal.co.uk



Concrete Bases

Hanson steel buildings fit over the concrete base like a shoebox lid and overhangs the base by 50mm to eliminate water entering the building. For this reason the relationship between the size of the building and the concrete base is very important.

Hanson's will provide you with the correct dimensions for your new concrete base. If you already have an existing base then we can manufacture the building to fit your existing base perfectly.



Accreditations

We have the following accreditations:



Hanson Buildings

Warren Road, Green Lane Ind. Park,
Featherstone, WF7 6EL

Tel: 01977 232850

Web: www.hansonbuildings.co.uk

Email: sales@hansonbuildings.co.uk