



Leading Supplier of Buildings
in the UK for 40 Years



Hanson Buildings Brochure 2023

Garages, Workshops, Sheds, Garden Rooms,
Domestic & Industrial Steel Buildings

Welcome to Hanson Buildings

We are proud to introduce you to the most extensive range of buildings in the UK.

Throughout our long established history, Hanson Buildings have built up a reputation synonymous with quality and customer satisfaction.

Operating out of purpose built premises, our policy of continual investment in people and plant and our commitment to using only the highest quality materials has enabled us to develop buildings to the highest standard.

Each of our buildings are manufactured, delivered and installed by our highly qualified installers, therefore ensuring we can maintain our reputation of offering an excellent product as well as providing a complete service to the customer.



Market leading range of concrete garages, sheds, workshops and garden rooms.

www.hansongarages.co.uk



Offering the most extensive and flexible range of battery garages in the UK.

www.hansonbatterygarages.co.uk



Concrete garage refurbishment and removals service for domestic and commercial buildings.

www.hansongaragerefurbs.co.uk



A market leading range of custom built insulated buildings for the domestic market.

www.hansonsteelbuildings.co.uk



Supplying a range of quality industrial buildings for various industries in the UK.

www.hansonindustrialsteelbuildings.co.uk



Hanson Garages
Pages 4-23



Hanson Battery Garages
Pages 24-25



Hanson Garage Refurbs
Pages 26-27



Hanson Steel Buildings
Pages 28-29



Hanson Industrial Buildings
Pages 30-31

Why Choose Hanson Buildings

Quality

Hanson Buildings continual program of investment ensures that we offer you the highest consistent quality of product and design.

Service

It's not only machinery that we invest in. Our people are one of the biggest investments we make, and the return on that investment is the best service levels around for our customers.

Peace Of Mind

Operating for over 40 years, Hanson offer a wealth of experience from management to the shop floor to installation personnel.

We offer a 10 year Structural Guarantee on the full range of buildings assuring you that your decision to purchase a Hanson building is the right one.

Flexibility and Range

Unlike any other supplier we offer the most diverse product range in the UK, designing and installing bespoke buildings to suit your needs. Our unique flexibility extends to extra height buildings, L-Shaped, tapered and lean-to buildings in a vast range of sizes and finishes, all offered to ensure we can supply the building you want at the best value for money available.

We have a flexible approach to help you meet your requirements for any space, from a small shed, through to a workshop, a garage, large or small, right up to our range of Industrial Buildings. With a wide range of options including garages, workshops, garden rooms - we can design a building to meet your needs.

Enjoy browsing through our latest brochure which we are sure will satisfy your requirements, but, if you don't see what you want, just ask - our flexible manufacturing process means that we may be able to manufacture it for you.



Some images shown are for illustration purposes only and may not be an exact representation of the product. Hanson Buildings reserves the right to change product images and specifications at any time without notice.

Premium White Finish

We are proud to introduce our best selling range which boasts an unrivalled array of popular options included as standard

Apex Royale

Our best selling garage with coloured cement fibre roof sheets



Knight Royale

Flat roof garage with box profile steel roof sheets with a felt underlay



Duchess/Duke Royale

High quality alternative garage with a Metrotile/slate effect decorative roof



Monarch Royale

Higher pitched roof with plastisol tile coated steel roof



**“Attractive garage,
speedy assembly
and great quality.”**

Mr and Mrs Arthur



The White UPVC finish is our best selling range. It is a high specification model which contain the most popular options as standard. This model offers huge cost savings and unrivalled value for money.

Available in single and double garages and with the option of Extra Height if required.

This range of garages contain all of the following features as standard:

- Brick front posts in 6 design colours
- Georgian style white Hormann Up and Over door with 4 point Extra Security Locking Bars (up to and including 9'0" (2.74m) wide door only)
- Maintenance Free white UPVC Fascias
- White UPVC double glazed 4'0" (1.22m) wide Fixed Window
- Hormann 3'0" (0.91m) wide 3 point locking Steel Personnel Door (vertical design)

- White UPVC Guttering and down pipes (also available in black or brown)
- Internal cement fillet
- Foam filler to the eaves

Roofs

(For colour options see page 32-33)

Apex Royale

Coloured cement fibre roof sheets with matching ridge

Knight Royale

Box profile steel sheets with anti-condensation felt underlay

Duchess/Duke Royale

Rearward sloping steel roof sheets with anti-condensation felt underlay. Duchess has a forward sloping* Granular Steel Metrotile decorative roof in 5 colours (*Duke includes a slate effect roof)

Monarch Royale

Tile effect plastisol coated steel roof with anti condensation felt underlay in 4 colours



Red Wirecut



Golden Russet



Rustic Brown



Cedar Buff



Graphite Rustic



Stone Grey

Premium Anthracite Finish

Ultra modern premium garage with an anthracite finish creating a unique look and a highly attractive finish

Apex Graphite

Apex anthracite garage with blue/black cement fibre roof sheets



Knight Graphite

Flat roof garage with box profile steel roof sheets with a felt underlay



Duchess/Duke Graphite

High quality alternative garage with a Metrotile/slate effect decorative roof



Monarch Graphite

Higher pitched roof with plastisol tile coated steel roof



“Competitively priced and quality product and installation.”

Mr Smales



The “Graphite” is an ultra modern design of garage creating a unique look and a highly attractive finish. With its distinctive look and design this garage is the most unique on the market.

Available in single and double garages and with the option of Extra Height if required.

All Graphite garages contain the following features as standard:

- Anthracite Maintenance Free UPVC Fascias
- Hormann* Black Vertical Up and Over door with 4 point locking security bars*
- Black Hormann 3’0” (0.91m) wide 3 point locking Steel Personnel Door (vertical design)
- Brick Front posts in Graphite Rustic
- Anthracite design 4ft UPVC double glazed 4’0” (1.22m) wide Fixed Window

*Alternative door manufacturer for 9’0” width or above, locking bars available on doors 9’0” or below

- Black UPVC Guttering and down pipes
- Internal cement fillet
- Foam filler to the eaves

Roofs

(For colour options see page 32-33)

Apex Graphite

Blue/Black cement fibre roof sheets with matching ridge

Knight Graphite


Box profile steel sheets with anti-condensation felt underlay

Duchess/Duke Graphite

Rearward sloping steel roof sheets with anti-condensation felt underlay. Duchess has a forward sloping* Granular Steel Metrotile decorative roof in 5 colours (*Duke includes a slate effect roof)

Monarch Graphite

Tile effect plastisol coated steel roof with anti condensation felt underlay in 4 colours



Graphite Rustic



Premium Stone Finish

Introducing the latest garage design that will have your neighbours green with envy and your friends lining up to see it

Apex Earl

Apex stone garage with blue/black cement fibre roof sheets



Knight Earl

Flat roof garage with box profile steel roof sheets with a felt underlay



Duchess/Duke Earl

High quality alternative garage with a Metrotile/slate effect roof



Monarch Earl

Higher pitched roof with plastisol tile coated steel roof



“Have been very helpful and highly responsive right from the start to the finished product.”

Mr Graham



The “Earl” is the latest design of garage creating a unique look and a highly attractive finish. Exclusive to the market this building has distinctive agate grey fascias and stone grey brick fronts.

Available in single and double garages and with the option of Extra Height if required.

All earl garages contain all of the following features as standard:

- Agate Grey Maintenance Free UPVC Fascias
- Agate Grey Vertical Up and Over door with 4 point locking security bars*
- Agate Grey Hormann 3’0” (0.91m) wide 3 point locking Steel Personnel Door (vertical design)
- Brick Front posts in Stone Grey
- Agate Grey 4ft UPVC double glazed 4’0” (1.22m) wide Fixed Window

- Black UPVC Guttering and down pipes
- Internal cement fillet
- Foam filler to the eaves

Roofs

(For colour options see page 32-33)

Apex Earl

Blue/Black cement fibre roof sheets with matching ridge

Knight Earl


Box profile steel sheets with anti-condensation felt underlay

Duchess/Duke Earl

Rearward sloping steel roof sheets with anti-condensation felt underlay. Duchess has a forward sloping* Granular Steel Metrotile decorative roof in 5 colours (*Duke includes a slate effect roof)

Monarch Earl

Tile effect plastisol coated steel roof with anti condensation felt underlay in 4 colours



Stone Grey

Premium Woodgrain Finish

Offering a perfect balance between stylish good looks, practicality and sheer elegance of design

Apex Woodthorpe

Apex woodgrain garage with brown cement fibre roof sheets



Knight Woodthorpe

Flat roof garage with box profile steel roof sheets with a felt underlay



Duchess/Duke Woodthorpe

High quality alternative garage with a Metrotile/slate effect decorative roof



Monarch Woodthorpe

Higher pitched roof with plastisol tile coated steel roof



**“A great garage,
expertly constructed
and installed.”**

Mr Berry



The top of the range Woodthorpe Garage offers all of the features of our best selling Royale Range but finished in a stunning Woodgrain appearance.

Available in single and double garages and with the option of Extra Height if required.

All Woodthorpe garages contain all of the following features as standard:

- Woodgrain Maintenance Free UPVC Fascias
- Hormann* Woodgrain Vertical Up and Over door with 4 point locking security bars*
- Woodgrain Hormann 3'0" (0.91m) wide 3 point locking Steel Personnel Door (vertical design)
- Brick front posts in 3 design colours
- Woodgrain design 4ft UPVC double glazed 4'0" (1.22m) wide Fixed Window

*Alternative door manufacturer for 9'0" width or above, locking bars available on doors 9'0" or below

- Brown UPVC Guttering and down pipes
- Internal cement fillet
- Foam filler to the eaves

Roofs

(For colour options see page 32-33)

Apex Woodthorpe

Mocha Brown cement fibre roof sheets with matching ridge

Knight Woodthorpe

Box profile steel sheets with anti-condensation felt underlay

Duchess/Duke Woodthorpe

Rearward sloping steel roof sheets with anti-condensation felt underlay. Duchess has a forward sloping* Granular Steel Metrotile decorative roof in 5 colours (*Duke includes a slate effect roof)

Monarch Woodthorpe

Tile effect plastisol coated steel roof with anti condensation felt underlay in 4 colours



Rustic Brown



Golden Russett



Cedar Buff



Golden Oak




Rosewood

Standard Timber Finish

A secure building at an affordable price,
with pressure treated timber fascias

Apex Timber

Apex timber garage with grey cement fibre roof sheets



Knight Timber

Flat roof garage with box profile steel roof sheets with a felt underlay



Apex Timber (Double)

Apex timber garage with grey cement fibre roof sheets



Knight Timber (Double)

Flat roof garage with box profile steel roof sheets with a felt underlay



“Very pleased with the quality of product and staff throughout the whole process”

Mr and Mrs Ranger



With an attractive multi-spar aggregate which gives an external appearance that will blend with virtually any property. The concrete panels on all of our garages feature cleverly overlapped and bolted joints with an internal mastic seal that forms outstanding weatherproofing with excellent security properties.

This building range contains all of the following features as standard:

- Available with an Apex Roof up to 30'3" wide and unlimited length
- Available with an Knight Roof up to 20'3" wide and 30'1" long
- New pressure treated Timber Fascias (Ensuring increased lifespan, reduced maintenance and long term protection from insect rot and weather corrosion)
- Hormann Up and Over door (vertical design, white powder coated)
- 4'0" (1.22m) wide fixed Timber Window

Optional upgrades available at additional cost:

- Maintenance free PVC fascias in a range of colours
- Brick front posts in 6 design colours
- Main door upgrade
- Additional doors and windows
- Roof Upgrades

(Full Range of Optional Extras available are on pages 32-35)



Fascias (Available for an upgrade at additional cost)

Roofs


(For colour options see page 32-33)

Apex Timber

Grey cement fibre roof sheets with matching ridge

Knight Timber

Box profile steel sheets with anti-condensation felt underlay





Lean-To-
Garages

Lean-To-Garages

Unique storage solution
for your home



Available on the full range of garage style roofs, our lean-to's can be attached to either side of the house.

Attractive Multi Spar aggregate with optional brick frontage, gives an external appearance that will blend with virtually any property.

Fitted with market leading Hormann up and over doors, pre-framed to give consistent performance over the lifetime of the garage. If an Up and Over door is not required, a personnel door can be chosen such as our popular Hormann 3'0" (0.91m) or 4'0" (1.22m) wide Steel doors.

The cement fibre roof drains to one side, utilising profile 5 roof sheets up to 20% thicker than many competitors.

Steel roof sheets with a felt underlay are used on the knight range of lean-to buildings to prevent condensation dripping from the roof.



Single (or double) buildings are available. If you have the space, why not add a garage and workshop to the side of your house?


A full range of options are available to ensure your building will blend in with your house, enhancing the value and improving saleability.

Choose from a range of Brick Fronts (6 options) which can match your existing property.

*Please note that flashings between the house and garage are not included.



Fascias (Available in Apex or Knight)





Clad
Finish

Clad Finishes

Contemporary, innovative
and durable



Our range of cladding finishes can help create a design and finish to compliment your property.

This range is not only durable but is also maintenance free so it will look good for years to come.

Designed as an exterior cladding finish over the concrete panels, you can now have your concrete building replicating the look of a brick, stone or plank building at a fraction of the price whilst maintaining a long lasting, exceptional looking building.

See below for the full list of benefits.

- Contemporary or traditional appearance
- Continuous clad finish reproducing a brick, stone or clad effect finish
- Choice of Matching or contrasting Corners / Edgings
- Utilise cladding effect to match your location or environment
- 8 Plank Effect finishes
- 5 Brick Colours available



- 3 Stone Colours available
- Hybrid available - Possible to clad just 1, 2 or 3 sides of the building
- Available on the full range of Hanson garages or sheds
- High Quality Engineered Cladding Product
- Cost effective compared to traditionally laid brick in terms of time and money
- Durable Design
- Maintenance Free



Brick Clad Finishes



Stone Clad Finishes



Plank Clad Finishes





Sheds &
Workshops

Sheds & Workshops

The most secure concrete sheds
and workshops on the market



If security is of paramount importance, a Hanson Concrete Shed / Workshop is the ideal choice. Available in a Knight or Apex roof style, our concrete sheds can be supplied in the length, width and height of your choice.

We are the only UK concrete sectional manufacturer to offer 3 Point Locking. Steel Personnel doors are standard within a building of this type. After all, why would you upgrade to a concrete building and have a timber door fitted?

Our range of Sheds and Workshops come with all of the following features as standard:

- Available with an Apex or Knight style roof
- 3'0" (0.91m) wide Hormann Steel door with 3 Point Locking for additional security (vertical design, white powder coated finish)
- 4'0" (1.22m) wide fixed Timber Window
- Foam filler to the eaves




Optional upgrades available at additional cost:

- Maintenance free UPVC fascias in a range of colours
- Brick front posts in 6 design colours
- A range of door upgrades
- Additional doors and windows
- Roof upgrades
- Brick, Stone or Plank effect Cladding for the buildings

(Full Range of Optional Extras available are on pages 32-35)



Fascias (Available in Apex or Knight)





Garden
Rooms

Garden Rooms

Apex or Pent design and custom
built to your requirements



Great for Home Offices and Garden Rooms, the Garden Building Range can be supplied with a Pent or Apex roof, with a large range of custom options such as full height windows.

Suitable for a wide range of uses from Garden Rooms, Home Offices, Man Caves, Beauty Rooms, Studios, Music Rooms, Home Gyms and much more.

As standard our Garden Building Range features maintenance free white UPVC fascias and guttering, our attractive multi-spar finish and a 10 Year Structural Guarantee.

A wide range of window and door options are available, along with many different roofing options such as our 40mm insulated roof which is recommended for this type of building. Extra height garden rooms are also available as an option.

The full range of options are available to ensure your building will meet your requirements and are an excellent, cost effective solution.



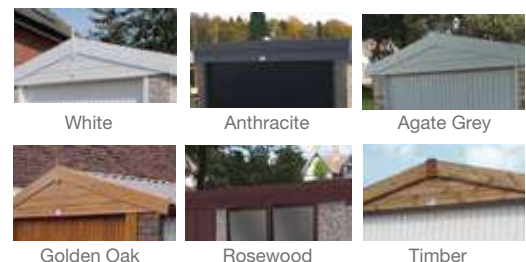
Optional upgrades available at additional cost:

- Choice of UPVC fascias in a range of colours
- Brick front posts in 6 design colours
- Additional doors and windows, such as patio doors and full length windows
- Roof upgrades
- Brick, Stone or Plank effect Cladding for the buildings

(Full Range of Optional Extras available are on pages 32-35)



Fascias (Available in Apex or Knight)





Special
Garages

Special Garages

Highly flexible custom
designed buildings



Our diverse and flexible manufacturing process enables us to manufacture buildings to your individual needs.

We offer buildings with tapered walls, which will maximise space if your boundary walls are not square.

Under certain circumstances an L-Shaped building can also be supplied.

Buildings can also be fitted with dividing walls as an optional extra. This can be ideal if you require a dual purpose building, partitioning a section off for use as an office, shed, secure storage, multi gym or any other use.

The full range of options are available to ensure your building will blend in with your house, enhancing the value and improving saleability.

Choose from a range of Brick Fronts (5 options) which can match your existing property.



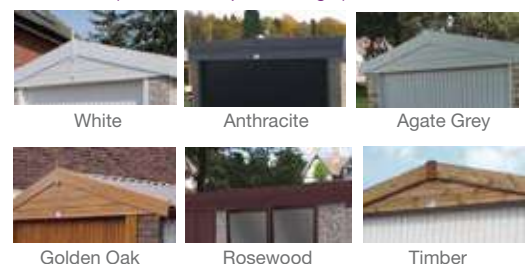
Optional upgrades available at additional cost:

- Maintenance free UPVC fascias in a range of colours
- Brick front posts in 6 design colours
- Door upgrades
- Additional doors and windows, such as patio doors and full length windows
- Roof Upgrades
- Brick, Stone or Plank effect Cladding for the buildings

(Full Range of Optional Extras available are on pages 32-35)



Fascias (Available in Apex or Knight)





Battery
Garages

Battery Garages

The most extensive and flexible
range of garages in the UK



Hanson Buildings are proud to introduce you to the most extensive and flexible range of Battery Garages in the country.

With over 20 years experience of dealing with Housing Associations, Councils and Local Authorities. Hanson Buildings can provide the full project management of any sized contract, offering you complete peace of mind and reassurance that your decision to purchase a Hanson Battery is the right one.

Our range:

- SecureLine, StepLine, BaseLine, Timberline, HeightLine and Bespoke battery garages

We can offer the following:

- Forward sloping with integral guttering
- Forward or Rearward sloping roofs
- Integral, hidden or standard external guttering and fallpipes
- Maintenance Free garage designs
- Unlimited length and width
- High security options
- Extra drive through widths

on up and over doors

- Anti-condensation options for the roof
- 10 year Structural Guarantee
- Nationwide Installation service
- Full project management service





Garage
Refurbs

Garage Refurbishments

Your one stop shop for garage
roofs replacements, fascias, doors,
windows and garage removals

Before



After



Before



After



Bring your building back to life.....

Hanson Buildings offer a garage refurbishment service from simply replacing a roof, fascias, doors or windows to a complete makeover.

We refurbish your existing concrete garage using quality products which are fitted by our highly qualified team of installers.

If you have a concrete garage that is either damaged, worn, rotten or looking tired, a revamp or refurbishment could provide the perfect solution to enhance your building.

We can provide highly attractive, durable and maintenance free options for your garage.

Our range of services include garage refurbishments, garage removals and replacements.

We can provide:

- A wide range of roof replacement options including cement fibre, plastisol box profile and tile effect.

- Garage door and window replacement and upgrade service
- An extensive range of maintenance free UPVC fascias that will enhance the appearance and durability of your concrete garage
- A dismantle and removal service for your damaged or old garage, whether it's a single, double or a larger garage our team can help
- A fully licensed asbestos removal service ensuring all products are handled and disposed of safely and legally
- We offer site surveys to assess your buildings needs



Old damaged roof being replaced



Dismantle of a brick built garage



Disposal of an asbestos roof



Steel
Buildings

Steel Buildings

Unique to the UK market, this high quality steel framed range has a number of insulation options and a vast choice of finishes



Hanson Buildings are proud to introduce our range of steel buildings, probably the most extensive selection of insulated, PVC coated, galvanised steel buildings in the UK.

With a 30 year pedigree, our steel range offers you excellent value for money, elegant design, truly bespoke and maintenance free building solution for any application.

Whether you choose from our Bronze, Silver or Gold range of insulation, you're guaranteed high quality at very affordable price.

Our steel buildings are manufactured using high quality galvanised steel frames in a range of colours plus two wood effect finishes all backed by our 10 year structural guarantee, you'll be surprised at how they compare to other building solutions.

Our steel buildings meet all the current building regulations and with a short lead time and fast installation, we offer

low cost, secure parking, storage or workshop space in a design to suit your needs.

Bronze Level Insulation

Single skin walls, 25mm insulated roof, Galvanised steel frame, 10 year Guarantee, Maintenance free

Silver Level Insulation

25mm thick insulated walls and roof, Galvanised steel frame, 10 year Guarantee, Maintenance free

Gold Level Insulation

40-100 mm thick insulated walls and roof, Galvanised steel frame, 10 year Guarantee Maintenance free

Cladding and roofs are available in all British Standard Colours.

Wood effect upgrades are also available in Rosewood or Golden Oak finish.





Industrial
Buildings

Industrial Buildings

Unique, innovative and fully
insulated, high security
industrial steel buildings



Hanson Industrial Buildings have unlimited applications across all market sectors. We offer solutions for bulk storage, valeting bays, workshops, machinery storage and much more.

Your building can be customised to suit your requirements and be efficiently designed and manufactured to ensure installation as quickly and easily as possible. Hanson Industrial Buildings come with a wide range of optional extras.

At Hanson's we believe that choice is important. Your new building can be designed to meet your exact requirements regarding size, height, doors, windows and any other feature you require.

All of your buildings are virtually zero maintenance for years to come.

With extensive experience, working closely with a multitude of clients including industrial trade, government agencies and private customers across the UK.

Hanson Industrial Buildings can provide:

- Roller Doors with electric operators
- Choice of Single Skin or Fully Insulated panels ranging from 40mm-100mm insulation
- Personnel Doors - Fire Rated Emergency doors or Ten Point Locking Security Doors
- Polycarbonate Skylights
- Internal partition walls
- Open bays
- Extended eaves
- Full range of colours
- High security options
- 10 year structural guarantee
- Professional Building Assembly
- Commercial applications
- Full project management service
- Concrete Foundations



Roof Options

Cement Fibre (Apex Only)

Our cement fibre roof sheets are weatherproof and durable. They have excellent thermal and acoustic insulation.



Colours Available



Grey Spanish Red Mocca Brown Green Blue/Black

Metro Tile (Apex Only)

A stone-coated and satin-finish metal roof system incorporating a corrosion-protective steel, which gives the tiles a significantly longer service life than typical galvanised metal tiles.



Colours Available



Bramble Brown Rustic Brown Rustic Terracotta
Tartan Green Titanium Grey

Box Profile

Our polycoated box profile roof sheets provide a robust profile with a modern look. These roofing sheets are available in a range of different colours and come with a felt underlay.




Included as Standard

Tile Effect (Apex Only)

Tile effect steel roof sheets are stepped steel sheets designed to give the overall look and feel of a tiled roof. Also available as insulated with 25mm.



Colours Available



Anthracite Terracotta Black Van Dyke Brown

Tapco Slate (Apex Only)

This slate effect tile is designed to replicate an authentic slate finish. This product will not crack, break or delaminate and perform for many years to come.



Colours Available



Pewter Grey Chesnut Brown Moss Green Stone Black
Brick Red Wheat Sand Plum

Insulated Box Profile

Our insulated box profile roof sheets come with 40mm insulation and are available in a range of different colours.



Upgrade Only

Cement Fibre (Apex Only)



Tile Effect (Apex Only)



Metro Tile (Apex Only)



Tapco Slate (Apex Only)



Box Profile



Insulated Box Profile



Optional Extras

Brick Fronts

Hanson Garages have developed a system to manufacture a concrete panel faced with Brick Fronts.

This unique method perfectly reproduces the effect of traditionally laid bricks.

Choose from the range of colours to perfectly match your garage to your home.




Main Doors

Hanson Buildings are committed to using only the highest quality products within our buildings.

This is why we have chosen Hormann, Europe's No1 manufacturer of up and over doors. The range of Hormann doors offer superior design, engineering excellence and outstanding security. Every Hormann up and over door produced is the result of more than 50 years experience.

They are fitted, as standard, fully retractable with a steel fixing frame for extra rigidity. The doors are galvanized steel, high quality powder coated in white to provide a maintenance free finish. Doors are available in various BS RAL colours upon request.

Main doors colours are specified on each product page, other colours available on request.



*Up and over retractable doors

Personal Doors

Available in the following options. All doors can be hinged left or right and are opening out as standard.






Windows


UPVC windows are all double glazed. Timber windows are pressure treated and are single glazed.

UPVC Windows

UPVC Colours Available



2'0" UPVC
Fixed or opening



4'0" UPVC
Fixed or opening



2'0" Full Height Fixed
UPVC Window




Timber Window (4'0" Fixed)



Fascias

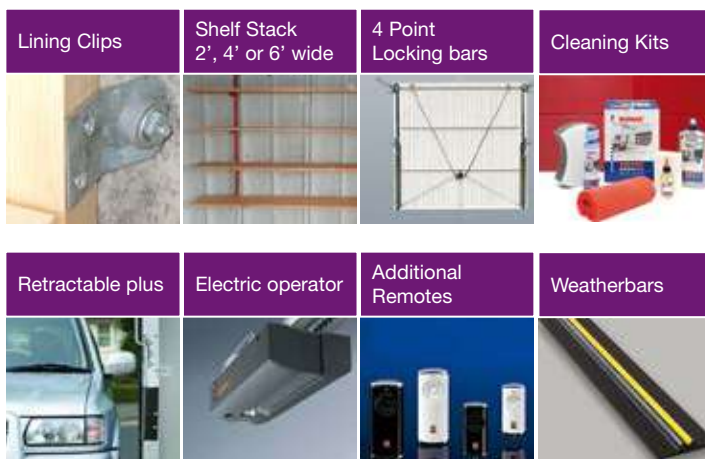
The fascias on all buildings are available in Timber or UPVC (White, Golden Oak, Rosewood, Anthracite or Agate Grey).

Choose from the options below to create your ideal garage.



Miscellaneous

Visit www.hansongaragespares.co.uk to purchase online.



Guttering & Foam Filler

Guttering available in Black, Brown and White.

Foam filler fitted as standard on all buildings.



Many other options are available,
visit our website for full details
www.hansongarages.co.uk

Some images shown are for illustration purposes only and may not be an exact representation of the product. Hanson Buildings reserves the right to change product images and specifications at any time without notice.



Hanson Buildings Limited
Warren Road
Green Lane Industrial Park
Featherstone
WF7 6EL

Tel: 01977 695 000
Web: www.hansonbuildings.co.uk

